



**KALKA PUBLIC SCHOOL**

*HOLIDAY HOME*  
*WORK*

**SESSION: 2026-27**

**CLASS - PPI**

**NAME:** \_\_\_\_\_

**SEC:** \_\_\_\_\_





**A NOTE TO THE PARENTS:-**

**Sweet as a berry, Summer is merry. Cool fruits and lemonade. A memory that will never fade. Vacations are always fun. Remember not to go out in the sun! So let's get together and enjoy this season, playing and learning for no reason.**

**Please help your child to revise all the rhymes from the English rhyme book done in April and May.**

**\* Help them inculcate good manners - Remember the three magical words - \***

**THANKYOU \* SORRY \* PLEASE**





**Make your child more independent by teaching him/her various activities like-**



- \* Buttoning and unbuttoning the shirt.**
- \* Laying the table.**
- \* Folding mats and clothes.**
- \* Arranging their toy shelf.**
- \* Learn how to wear shoes and socks.**
- \* Learn how to zip their school bag and uniform (Shorts).**
- \* Sorting and pairing household items.**
- \* Segregating various sizes of buttons for sequential knowledge**



# AFFIRMATIONS

★ FOR LITTLE STARS ★

**I AM  
SPECIAL!**



**I AM  
SMART!**



**I AM  
STRONG!**



**I AM  
KIND!**



**I AM  
HAPPY!**



**I CAN DO  
ANYTHING!**



**I AM  
IMPORTANT!**



**I AM  
LOVED!**









**I AM  
UNIQUE!**



**I BELIEVE IN MYSELF!**




# TRACE THE LINES.





# FUN ACTIVITIES

## FOR LETTERS



LEARN • PLAY • EXPLORE • GROW!

### LETTER L



L is for  
**Lion**

#### 1. LOOK & SAY

Look at the pictures and say the words that start with L.



Leaf



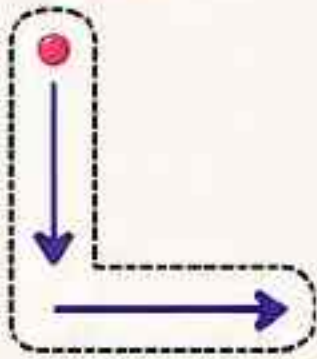
Lamp



Lemon

#### 2. TRACE IT

Trace the letter L.



#### 3. FIND & CIRCLE

Find and circle the letter L.

L	F	L	H	L
K	L	E	L	G
L	D	L	J	L

### LETTER T



T is for  
**Tiger**

#### 1. LOOK & SAY

Look at the pictures and say the words that start with T.



Tomato



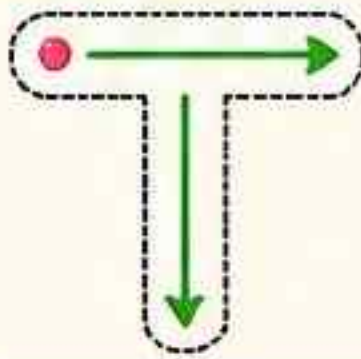
Train



Tree

#### 2. TRACE IT

Trace the letter T.



#### 3. FIND & CIRCLE

Find and circle the letter T.

T	F	T	H	T
K	T	E	L	T
T	D	T	J	I

### LETTER I



I is for  
**Ink Pot**

#### 1. LOOK & SAY

Look at the pictures and say the words that start with I.



Ink Pot



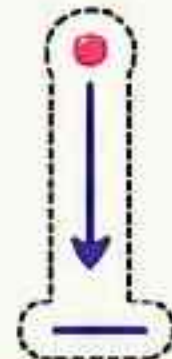
Igloo



Iron

#### 2. TRACE IT

Trace the letter I.



#### 3. FIND & CIRCLE

Find and circle the letter I.

I	F	I	H	I
K	I	E	L	I
I	D	I	J	T

### ♥ NOTE FOR PARENTS: ♥

Please help your child with these activities and send a picture of their work.

★ Bring all your worksheets when school gets open. ★





# NUMBERS



## FUN ACTIVITIES FOR 1, 4 AND 7


# 1



## ONE


### 1. TRACE IT

Trace the number 1.



### 2. COUNT IT

Count and color 1 object.



### 3. FIND IT

Circle all the number 1's.

1	2	1
3	1	4
1	5	1

### 4. WRITE IT

Write the number 1.

---



---



---

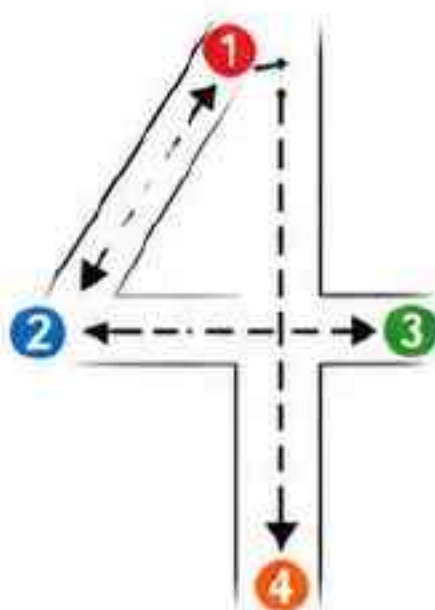
# 4



## FOUR

### 1. TRACE IT

Trace the number 4.



### 2. COUNT IT

Count and color 4 objects.



### 3. FIND IT

Circle all the number 4's.

4	2	4
1	4	3
4	5	4

### 4. WRITE IT

Write the number 4.

---



---



---


# 7



## SEVEN


### 1. TRACE IT

Trace the number 7.



### 2. COUNT IT

Count and color 7 objects.



### 3. FIND IT

Circle all the number 7's.

7	3	7
2	7	4
7	6	7

### 4. WRITE IT

Write the number 7.

---



---



---

### BONUS 1: COLOR IT

Color the numbers.

1 - red    4 - green    7 - blue

# 1    4    7

### BONUS 2: MATCH IT

Match the numbers to the correct group.

1  
4  
7



### BONUS 3: WRITE THE NUMBER NAMES

Write the number names.

1 - \_\_\_\_\_  
4 - \_\_\_\_\_  
7 - \_\_\_\_\_

Great job! Keep learning and have fun! ❤️

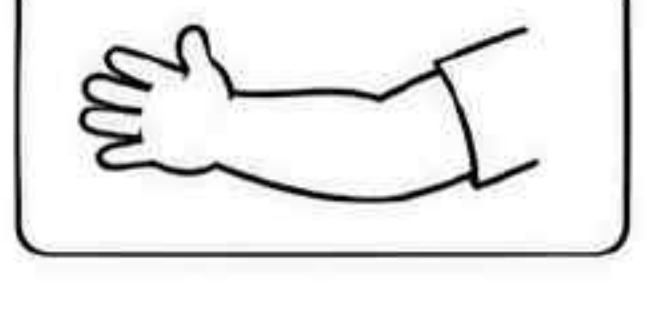
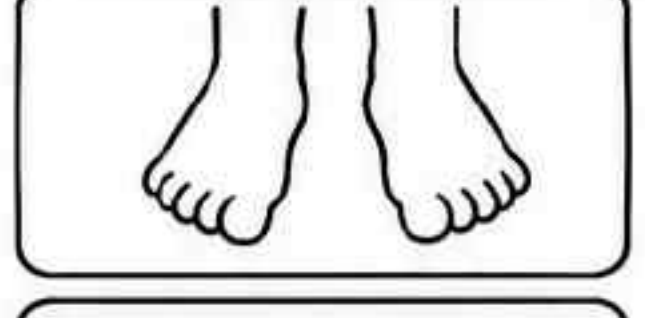



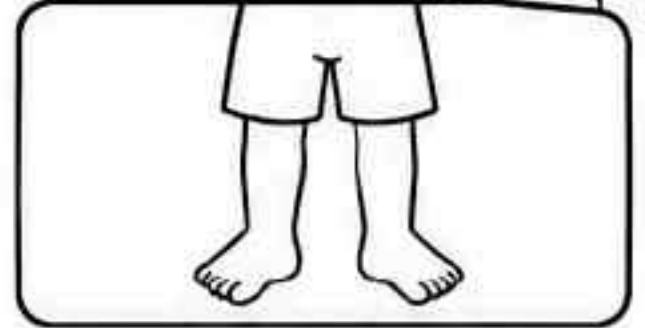
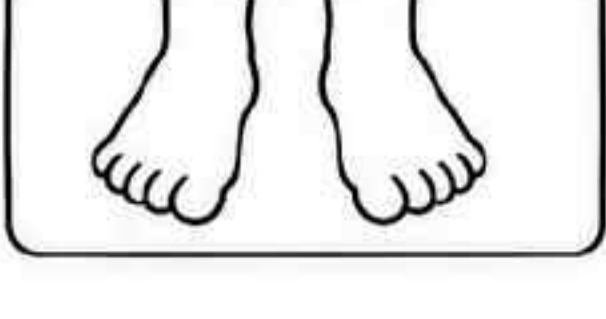
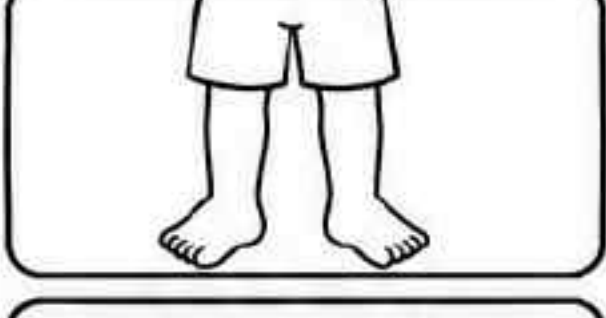

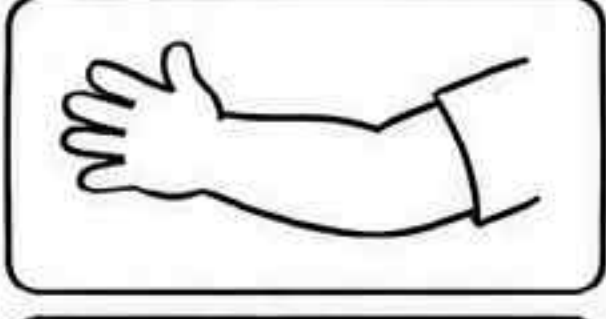






# MY BODY



Match the pictures.



♥ I LOVE MY BODY! ♥

# PAPER MACHE

FUN • CREATIVE • EASY • ECO-FRIENDLY

## ACTIVITY

Make something **CUTE** using **PAPER MACHE!**

### EASY PAPER MACHE CRAFT IDEAS



1 PENGUIN



2 PLANT POT



3 OWL



4 BOWL



5 BUNNY



6 LADYBUG

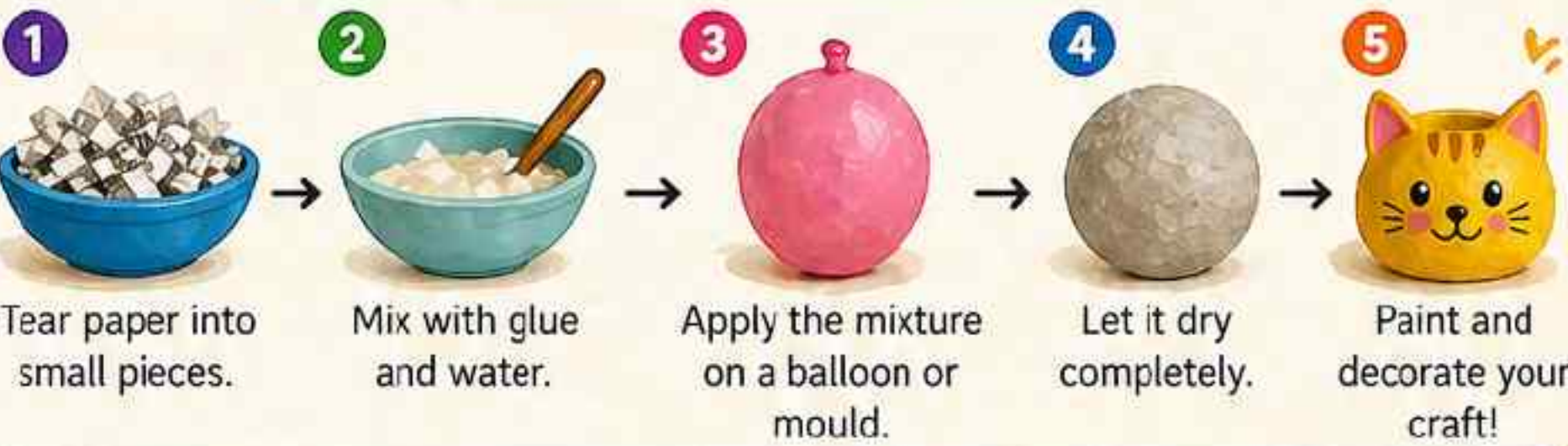


7 CAT



8 FISH

### HOW TO MAKE (SUPER EASY!)



LET YOUR IMAGINATION SHINE!

**IMPORTANT NOTE!**

BRING YOUR **PAPER MACHE** CRAFT TO SCHOOL WHEN IT GETS **OPEN**. We can't wait to see your amazing creations! ❤️

Let's create, imagine and make our world beautiful! ❤️



# EXCITING CRAFT ACTIVITY FOR KIDS

★ Let's create, learn and have fun! ✨ ★



LAYERED PAPER

## WATERMELON CRAFT

Make a colourful layered watermelon craft. 🍉

PAPER PLATE

## FRUITS AND VEGETABLES BASKET CRAFT

Create a beautiful basket filled with fruits and vegetables. 🍎 🥕



KIDS, PLEASE BRING YOUR  
WATERMELON CRAFT &  
FRUITS AND VEGETABLES BASKET CRAFT  
WHEN SCHOOL GETS OPEN.

We can't wait to see your amazing creations! ❤️

IT'S TIME TO GET CREATIVE!

# ANIMAL MASK

MAKE YOUR OWN ANIMAL MASK USING PAPER!

EASY!  
FUN!  
CREATIVE!

MAKE • WEAR • PLAY • LEARN

SOME CUTE IDEAS FOR YOU!



LION



TIGER



PANDA



BUNNY



FOX

HOW TO MAKE (SUPER EASY!)



1 Take a thick paper and draw your animal mask.



2 Cut it out carefully.



3 Cut the eye holes.



4 Decorate and color your mask as you like.



5 Attach a string or elastic band on both sides.



6 Your animal mask is ready! Wear and enjoy!

**IMPORTANT NOTE!**  
BRING YOUR ANIMAL MASK TO THE SCHOOL WHEN IT GETS OPEN.

USE YOUR IMAGINATION AND CREATE SOMETHING AMAZING!





# INTERNATIONAL ENVIRONMENT DAY

Let's Care Today for a Better Tomorrow!

Plant a Tree, Save the Earth,  
Make it a Better Place!

## PLANTING ACTIVITY

1 Take a Pot



Use any small pot or container.

2 Add Soil



Fill the pot with soil.

3 Plant a Seed



Plant a seed in the soil.

4 Water it



Gently water your plant.

5 Watch it Grow



Keep it in sunlight and watch your plant grow!

GO GREEN  
LIVE CLEAN  
STAY GREEN



LESS PLASTIC  
MORE PLANTS

## NOTE FOR PARENTS



Please help your child with this activity and  
send the planted pot to school


when it reopens.



TOGETHER, LET'S BUILD A GREENER, CLEANER AND HAPPIER PLANET!

# Happy Father's Day!

Thank you always being  
there for me!



**21 JUNE IS INTERNATIONAL  
FATHER'S DAY**

**CELEBRATE FATHER'S DAY WITH THIS  
STUNNING HANDMADE FRAME. SHOW YOUR  
LOVE AND APPRECIATION FOR YOUR DAD BY  
PREPARING A CARD FOR YOUR FATHER AS  
SHOWN IN THE GIVEN PICTURE.**



# **INTERNATIONAL YOGA DAY**

**On this Yoga Day, let us train our bodies, train our breath, and train our hearts to be more peaceful.**

**On the account of Yoga Day Parents, kindly make a collage or a short video and share it with your class teacher on 21.06.2025 (Saturday).**

